



Premiership

		No of Races Completed	Hale 10k	Tameside 5K	Wilmslow Half	Great Manchester Run	Track 5K No 1	Norden 6 Mile	Lindley 10K	Royton Trail	Wrexham 10K	Sale Sizzler	Hopwood Trot	Riverside 10 Mile	NWC Road Relays	Track 5K No 2	Knutsford 10K	Oldham Half	Derwentwater 10 Mile	Total (Best 7 Races To Count)
1	Luke Lawson-Healey	3	24	25	25	0	0	0	0	0	0	0	0	0	0	0	0	0	0	74
2	Chris Tattersall	3	23	23	20	0	0	0	0	0	0	0	0	0	0	0	0	0	0	66
3	Maisie Wainwright	3	21	22	17	0	0	0	0	0	0	0	0	0	0	0	0	0	0	60
4	Brett Spivey	3	20	21	16	0	0	0	0	0	0	0	0	0	0	0	0	0	0	57
5	Francois Clavaud	3	18	20	15	0	0	0	0	0	0	0	0	0	0	0	0	0	0	53
6	Adrian Brown	3	17	19	14	0	0	0	0	0	0	0	0	0	0	0	0	0	0	50
7	Rob James	2	25	0	24	0	0	0	0	0	0	0	0	0	0	0	0	0	0	49
8	James Moulton	3	15	18	12	0	0	0	0	0	0	0	0	0	0	0	0	0	0	45
9	Andrew Rogers	2	22	0	21	0	0	0	0	0	0	0	0	0	0	0	0	0	0	43
10	Wesley Henshaw	2	19	0	19	0	0	0	0	0	0	0	0	0	0	0	0	0	0	38
11	Sarah Tomassi	2	16	16	0	0	0	0	0	0	0	0	0	0	0	0	0	0	0	32
12	Bernard Goodwin	2	0	17	13	0	0	0	0	0	0	0	0	0	0	0	0	0	0	30
13	Shane Reading	1	0	24	0	0	0	0	0	0	0	0	0	0	0	0	0	0	0	24
14	James Henderson	1	0	0	23	0	0	0	0	0	0	0	0	0	0	0	0	0	0	23
15	William Wall	1	0	0	22	0	0	0	0	0	0	0	0	0	0	0	0	0	0	22
16	Martin Thompson	1	0	0	18	0	0	0	0	0	0	0	0	0	0	0	0	0	0	18
17	Chris Lowe	0	0	0	0	0	0	0	0	0	0	0	0	0	0	0	0	0	0	0
17	Jarrold Gritt	0	0	0	0	0	0	0	0	0	0	0	0	0	0	0	0	0	0	0
17	Mark Duncan	0	0	0	0	0	0	0	0	0	0	0	0	0	0	0	0	0	0	0
17	Mathew Reeves	0	0	0	0	0	0	0	0	0	0	0	0	0	0	0	0	0	0	0
17	Paul Timms	0	0	0	0	0	0	0	0	0	0	0	0	0	0	0	0	0	0	0

Criteria order for separating runners on equal points are as follows:

1. Superior head to head record
2. If head to head record equal, lowest cumulative time in head to head races
3. Higher points per race average (all races taken into account)
4. Faster average pace per mile (all races taken into account)



Championship

		No of Races Completed	Hale 10k	Tameside 5K	Wilmslow Half	Great Manchester Run 10K	Track 5K No 1	Norden 6 Mile	Lindley 10K	Royton Trail	Wrexham 10K	Sale Sizzler	Hopwood Trot	Riverside 10 Mile	NWC Road Relays	Track 5K No 2	Knutsford 10K	Oldham Half	Derwentwater 10 Mile	Total (Best 7 Races To Count)
1	Elliot Stone	3	25	24	25	0	0	0	0	0	0	0	0	0	0	0	0	0	0	74
2	Andrew Ingham	3	21	18	21	0	0	0	0	0	0	0	0	0	0	0	0	0	0	60
3	Edward Grimley	2	24	25	0	0	0	0	0	0	0	0	0	0	0	0	0	0	0	49
4	Ryan Frost	2	0	23	24	0	0	0	0	0	0	0	0	0	0	0	0	0	0	47
5	Neil Brock	2	23	0	23	0	0	0	0	0	0	0	0	0	0	0	0	0	0	46
6	John Fay	2	0	19	22	0	0	0	0	0	0	0	0	0	0	0	0	0	0	41
7	Dave Peart	2	18	17	0	0	0	0	0	0	0	0	0	0	0	0	0	0	0	35
8	Oliver Pozegic	1	0	22	0	0	0	0	0	0	0	0	0	0	0	0	0	0	0	22
8	Lee Earnshaw	1	22	0	0	0	0	0	0	0	0	0	0	0	0	0	0	0	0	22
10	Barry Greaves	1	0	21	0	0	0	0	0	0	0	0	0	0	0	0	0	0	0	21
11	Andy Hall	1	0	20	0	0	0	0	0	0	0	0	0	0	0	0	0	0	0	20
11	Adam Stirling	1	20	0	0	0	0	0	0	0	0	0	0	0	0	0	0	0	0	20
13	Mark Baxendale	1	19	0	0	0	0	0	0	0	0	0	0	0	0	0	0	0	0	19
14	Anthony Rogers	0	0	0	0	0	0	0	0	0	0	0	0	0	0	0	0	0	0	0
14	Carl O'Callaghan	0	0	0	0	0	0	0	0	0	0	0	0	0	0	0	0	0	0	0
14	David Emanuel	0	0	0	0	0	0	0	0	0	0	0	0	0	0	0	0	0	0	0
14	Janet Jobey	0	0	0	0	0	0	0	0	0	0	0	0	0	0	0	0	0	0	0
14	Mark Phelan	0	0	0	0	0	0	0	0	0	0	0	0	0	0	0	0	0	0	0
14	Matt Kershaw	0	0	0	0	0	0	0	0	0	0	0	0	0	0	0	0	0	0	0
14	Sam Alshafei	0	0	0	0	0	0	0	0	0	0	0	0	0	0	0	0	0	0	0

Criteria order for separating runners on equal points are as follows:

- 1 _ Superior head to head record
- 2 _ If head to head record equal, lowest cumulative time in head to head races
- 3 _ Higher points per race average (all races taken into account)
- 4 _ Faster average pace per mile (all races taken into account)



Group 1

		No of Races Completed	Hale 10k	Tameside 5K	Wilmslow Half	Great Manchester Run	Track 5K No 1	Norden 6 Mile	Lindley 10K	Royton Trail	Wrexham 10K	Sale Sizzler	Hopwood Trot	Riverside 10 Mile	NWC Road Relays	Track 5K No 2	Knutsford 10K	Oldham Half	Derwentwater 10 Mile	Total (Best 7 Races To Count)
1	Trish Callan	2	25	25	0	0	0	0	0	0	0	0	0	0	0	0	0	0	0	50
2	Gail Shaw	2	24	0	25	0	0	0	0	0	0	0	0	0	0	0	0	0	0	49
3	Jonathan Green	2	23	0	23	0	0	0	0	0	0	0	0	0	0	0	0	0	0	46
4	Bernard Cassidy	2	22	23	0	0	0	0	0	0	0	0	0	0	0	0	0	0	0	45
5	Gary Smith	2	0	22	22	0	0	0	0	0	0	0	0	0	0	0	0	0	0	44
6	Rochelle Reading	1	0	24	0	0	0	0	0	0	0	0	0	0	0	0	0	0	0	24
6	Bryony Rogers	1	0	0	24	0	0	0	0	0	0	0	0	0	0	0	0	0	0	24
8	Bryan Lawton	0	0	0	0	0	0	0	0	0	0	0	0	0	0	0	0	0	0	0
8	Colin Green	0	0	0	0	0	0	0	0	0	0	0	0	0	0	0	0	0	0	0
8	Damien Finn	0	0	0	0	0	0	0	0	0	0	0	0	0	0	0	0	0	0	0
8	James Moran	0	0	0	0	0	0	0	0	0	0	0	0	0	0	0	0	0	0	0
8	Mark Heaney	0	0	0	0	0	0	0	0	0	0	0	0	0	0	0	0	0	0	0
8	Eamonn Nolan	0	0	0	0	0	0	0	0	0	0	0	0	0	0	0	0	0	0	0
8	Simon Howard	0	0	0	0	0	0	0	0	0	0	0	0	0	0	0	0	0	0	0

Criteria order for separating runners on equal points are as follows:

- 1 _ Superior head to head record
- 2 _ If head to head record equal, lowest cumulative time in head to head races
- 3 Higher points per race average (all races taken into account)
- 4 Faster average pace per mile (all races taken into account)



Group 2

		No of Races Completed	Hale 10k	Tameside 5K	Wilmslow Half	Great Manchester Run	Track 5K No 1	Norden 6 Mile	Lindley 10K	Royton Trail	Wrexham 10K	Sale Sizzler	Hopwood Trot	Riverside 10 Mile	NWC Road Relays	Track 5K No 2	Knutsford 10K	Oldham Half	Derwentwater 10 Mile	Total (Best 7 Races To Count)
1	Warren Siddall	2	0	25	25	0	0	0	0	0	0	0	0	0	0	0	0	0	0	50
2	Suzanne Darke	2	25	24	0	0	0	0	0	0	0	0	0	0	0	0	0	0	0	49
3	Lucy Schindler	2	22	23	0	0	0	0	0	0	0	0	0	0	0	0	0	0	0	45
4	Matthew Cartner	1	24	0	0	0	0	0	0	0	0	0	0	0	0	0	0	0	0	24
5	Kirsty Agnew	1	23	0	0	0	0	0	0	0	0	0	0	0	0	0	0	0	0	23
6	Rob Kellett	0	0	0	0	0	0	0	0	0	0	0	0	0	0	0	0	0	0	0
6	Gareth McCaffery	0	0	0	0	0	0	0	0	0	0	0	0	0	0	0	0	0	0	0
6	Richard Dowd	0	0	0	0	0	0	0	0	0	0	0	0	0	0	0	0	0	0	0
6	Chris Nicholson	0	0	0	0	0	0	0	0	0	0	0	0	0	0	0	0	0	0	0
6	James Holdaway	0	0	0	0	0	0	0	0	0	0	0	0	0	0	0	0	0	0	0

Criteria order for separating runners on equal points are as follows:

- 1 Superior head to head record
- 2 If head to head record equal, lowest cumulative time in head to head races
- 3 Higher points per race average (all races taken into account)
- 4 Faster average pace per mile (all races taken into account)



Group 3

		No of Races Completed	Hale 10k	Tameside 5K	Wilmslow Half	Great Manchester Run	Track 5K No 1	Norden 6 Mile	Lindley 10K	Royton Trail	Wrexham 10K	Sale Sizzler	Hopwood Trot	Riverside 10 Mile	NWC Road Relays	Track 5K No 2	Knutsford 10K	Oldham Half	Derwentwater 10 Mile	Total (Best 7 Races To Count)
1	Karen Price	2	21	0	25	0	0	0	0	0	0	0	0	0	0	0	0	0	0	46
2	Stephen Rogowskyj	2	18	24	0	0	0	0	0	0	0	0	0	0	0	0	0	0	0	42
3	Jillian Hickson	1	0	25	0	0	0	0	0	0	0	0	0	0	0	0	0	0	0	25
3	Mark Foran	1	25	0	0	0	0	0	0	0	0	0	0	0	0	0	0	0	0	25
5	Jason Keast	1	24	0	0	0	0	0	0	0	0	0	0	0	0	0	0	0	0	24
6	Nicky Hall	1	0	23	0	0	0	0	0	0	0	0	0	0	0	0	0	0	0	23
6	Andrew Naismith	1	23	0	0	0	0	0	0	0	0	0	0	0	0	0	0	0	0	23
8	Dave Watt	1	22	0	0	0	0	0	0	0	0	0	0	0	0	0	0	0	0	22
9	James Wright	1	20	0	0	0	0	0	0	0	0	0	0	0	0	0	0	0	0	20
10	Owen Flage	1	19	0	0	0	0	0	0	0	0	0	0	0	0	0	0	0	0	19
11	Kevin Hutchings	0	0	0	0	0	0	0	0	0	0	0	0	0	0	0	0	0	0	0
11	Ray Williams	0	0	0	0	0	0	0	0	0	0	0	0	0	0	0	0	0	0	0
11	Tracey Hall	0	0	0	0	0	0	0	0	0	0	0	0	0	0	0	0	0	0	0

Criteria order for separating runners on equal points are as follows;

- 1 _ Superior head to head record
- 2 _ If head to head record equal, lowest cumulative time in head to head races
- 3 _ Higher points per race average (all races taken into account)
- 4 _ Faster average pace per mile (all races taken into account)



Group 4

		No of Races Completed	Hale 10k	Tameside 5K	Wilmslow Half	Great Manchester Run	Track 5K No 1	Norden 6 Mile	Lindley 10K	Royton Trail	Wrexham 10K	Sale Sizzler	Hopwood Trot	Riverside 10 Mile	NWC Road Relays	Track 5K No 2	Knutsford 10K	Oldham Half	Derwentwater 10 Mile	Total (Best 7 Races To Count)
1	Amanda Richardson	3	24	25	24	0	0	0	0	0	0	0	0	0	0	0	0	0	0	73
2	Claire Timms	2	25	0	25	0	0	0	0	0	0	0	0	0	0	0	0	0	0	50
3	Bryony Jones	1	0	0	23	0	0	0	0	0	0	0	0	0	0	0	0	0	0	23
4	Sam Wright	0	0	0	0	0	0	0	0	0	0	0	0	0	0	0	0	0	0	0
4	Michelle Chapman	0	0	0	0	0	0	0	0	0	0	0	0	0	0	0	0	0	0	0
4	Dawn Speed	0	0	0	0	0	0	0	0	0	0	0	0	0	0	0	0	0	0	0
4	Lee Higginbottom	0	0	0	0	0	0	0	0	0	0	0	0	0	0	0	0	0	0	0
4	Diane Johnson	0	0	0	0	0	0	0	0	0	0	0	0	0	0	0	0	0	0	0
4	Judith Bradley	0	0	0	0	0	0	0	0	0	0	0	0	0	0	0	0	0	0	0
4	Lynda Brookes	0	0	0	0	0	0	0	0	0	0	0	0	0	0	0	0	0	0	0

Criteria order for separating runners on equal points are as follows:

- 1 _ Superior head to head record
- 2 _ If head to head record equal, lowest cumulative time in head to head races
- 3 _ Higher points per race average (all races taken into account)
- 4 _ Faster average pace per mile (all races taken into account)



Group 5

		No of Races Completed	Hale 10k	Tameside 5K	Wilmslow Half	Great Manchester Run 10K	Track 5K No 1	Norden 6 Mile	Lindley 10K	Royton Trail	Wrexham 10K	Sale Sizzler	Hopwood Trot	Riverside 10 Mile	NWC Road Relays	Track 5K No 2	Knutsford 10K	Oldham Half	Derwentwater 10 Mile	Total (Best 7 Races To Count)
1	Dave Bardsley	3	19	24	23	0	0	0	0	0	0	0	0	0	0	0	0	0	0	66
2	Martina Naismith	2	23	25	0	0	0	0	0	0	0	0	0	0	0	0	0	0	0	48
3	Elaine Brown	2	22	0	24	0	0	0	0	0	0	0	0	0	0	0	0	0	0	46
4	Karen Jones	2	0	23	22	0	0	0	0	0	0	0	0	0	0	0	0	0	0	45
4	Howard Mills	2	20	0	25	0	0	0	0	0	0	0	0	0	0	0	0	0	0	45
6	Sharon Dracup	1	25	0	0	0	0	0	0	0	0	0	0	0	0	0	0	0	0	25
7	Rachel Chadwick	1	24	0	0	0	0	0	0	0	0	0	0	0	0	0	0	0	0	24
8	Billie Chamberlain	1	21	0	0	0	0	0	0	0	0	0	0	0	0	0	0	0	0	21
9	Joanne Lawton	1	18	0	0	0	0	0	0	0	0	0	0	0	0	0	0	0	0	18
10	Elaine Davies	0	0	0	0	0	0	0	0	0	0	0	0	0	0	0	0	0	0	0
10	Kay England	0	0	0	0	0	0	0	0	0	0	0	0	0	0	0	0	0	0	0
10	Paul Cooke	0	0	0	0	0	0	0	0	0	0	0	0	0	0	0	0	0	0	0
10	Susan Heaney	0	0	0	0	0	0	0	0	0	0	0	0	0	0	0	0	0	0	0
10	Tony Kane	0	0	0	0	0	0	0	0	0	0	0	0	0	0	0	0	0	0	0

Criteria order for separating runners on equal points are as follows:

- 1 _ Superior head to head record
- 2 _ If head to head record equal, lowest cumulative time in head to head races
- 3 Higher points per race average (all races taken into account)
- 4 Faster average pace per mile (all races taken into account)



Group 6

		No of Races Completed	Hale 10k	Tameside 5K	Wilmslow Half	Great Manchester Run 10K	Track 5K No 1	Norden 6 Mile	Lindley 10K	Royton Trail	Wrexham 10K	Sale Sizzler	Hopwood Trot	Riverside 10 Mile	NWC Road Relays	Track 5K No 2	Knutsford 10K	Oldham Half	Derwentwater 10 Mile	Total (Best 7 Races To Count)
1	Natali Brown	3	24	25	25	0	0	0	0	0	0	0	0	0	0	0	0	0	0	74
2	Angela Rogowskyj	2	23	23	0	0	0	0	0	0	0	0	0	0	0	0	0	0	0	46
2	Ronnie Quinn	2	22	24	0	0	0	0	0	0	0	0	0	0	0	0	0	0	0	46
4	Samantha Tattersall	2	20	22	0	0	0	0	0	0	0	0	0	0	0	0	0	0	0	42
5	Alison Royle	1	25	0	0	0	0	0	0	0	0	0	0	0	0	0	0	0	0	25
6	Hasna Budsworth	1	21	0	0	0	0	0	0	0	0	0	0	0	0	0	0	0	0	21
6	Bernadette Ball	1	0	21	0	0	0	0	0	0	0	0	0	0	0	0	0	0	0	21
8	David Phillips	0	0	0	0	0	0	0	0	0	0	0	0	0	0	0	0	0	0	0
8	Alison Cresswell	0	0	0	0	0	0	0	0	0	0	0	0	0	0	0	0	0	0	0
8	Amanda Welby	0	0	0	0	0	0	0	0	0	0	0	0	0	0	0	0	0	0	0
8	Gill Bardsley	0	0	0	0	0	0	0	0	0	0	0	0	0	0	0	0	0	0	0
8	Jenny O'Callaghan	0	0	0	0	0	0	0	0	0	0	0	0	0	0	0	0	0	0	0
8	Karen Rush	0	0	0	0	0	0	0	0	0	0	0	0	0	0	0	0	0	0	0
8	Liz Phillips-Rennie	0	0	0	0	0	0	0	0	0	0	0	0	0	0	0	0	0	0	0
8	Peter Boulton	0	0	0	0	0	0	0	0	0	0	0	0	0	0	0	0	0	0	0

Criteria order for separating runners on equal points are as follows:

- 1 _ Superior head to head record
- 2 _ If head to head record equal, lowest cumulative time in head to head races
- 3 _ Higher points per race average (all races taken into account)
- 4 _ Faster average pace per mile (all races taken into account)



Group 7

		No of Races Completed	England Athletics																	
			Hale 10k	Tameside 5K	Wilmslow Half	Great Manchester Run 10K	Track 5K No 1	Norden 6 Mile	Lindley 10K	Royton Trail	Wrexham 10K	Sale Sizzler	Hopwood Trot	Riverside 10 Mile	NWC Road Relays	Track 5K No 2	Knutsford 10K	Oldham Half	Derwentwater 10 Mile	Total (Best 7 Races To Count)
1	June Allingan	2	25	25	0	0	0	0	0	0	0	0	0	0	0	0	0	0	0	50
2	Stacey Carr	2	24	25	0	0	0	0	0	0	0	0	0	0	0	0	0	0	0	49
3	Dave Leyland	0	0	0	0	0	0	0	0	0	0	0	0	0	0	0	0	0	0	0
3	Sarah Fitton	0	0	0	0	0	0	0	0	0	0	0	0	0	0	0	0	0	0	0
3	Nikki Forster	0	0	0	0	0	0	0	0	0	0	0	0	0	0	0	0	0	0	0
3	Helen Parry	0	0	0	0	0	0	0	0	0	0	0	0	0	0	0	0	0	0	0
3	Sharon Leach	0	0	0	0	0	0	0	0	0	0	0	0	0	0	0	0	0	0	0

Criteria order for separating runners on equal points are as follows;

- 1 _ Superior head to head record
- 2 _ If head to head record equal, lowest cumulative time in head to head races
- 3 _ Higher points per race average (all races taken into account)
- 4 _ Faster average pace per mile (all races taken into account)



Group TBC

No of Races Completed

1	Lisa Wilson	1
2	Anne Marie Lord	0
2	Chris Eavers	0
2	Dan Redfearn	0
2	David Ellis	0
2	Ian Floyd	0
2	James Bowling	0
2	Janine Albison	0
2	Lisa Southward	0
2	Louise Redfearn	0
2	Morgan Gibson	0
2	Ray Shaw	0
2	Rob Griffin	0
2	Steve Goddard	0
2	Tony Morris	0



			No of Races Completed	Hale 10k	Tameside 5K	Wilmslow Half	Great Manchester Run 10K	Track 5K No 1	Norden 6 Mile	Lindley 10K	Royton Trail	Wrexham 10K	Sale Sizzler	Hopwood Trot	Riverside 10 Mile	Track Road Relays	Track 5K No 2	Knutsford 10K	Oldham Half	Denwentwater 10 Mile	Total (Best 7 Races To Count)
1	Maisie Wainwright	3	50	50	50	0	0	0	0	0	0	0	0	0	0	0	0	0	0	150	
2	Amanda Richardson	3	41	43	45	0	0	0	0	0	0	0	0	0	0	0	0	0	0	129	
3	Natali Brown	3	34	40	42	0	0	0	0	0	0	0	0	0	0	0	0	0	0	116	
4	Sarah Tomassi	2	49	49	0	0	0	0	0	0	0	0	0	0	0	0	0	0	0	98	
5	Trish Callan	2	48	48	0	0	0	0	0	0	0	0	0	0	0	0	0	0	0	96	
5	Gail Shaw	2	47	0	49	0	0	0	0	0	0	0	0	0	0	0	0	0	0	96	
7	Suzanne Darke	2	46	46	0	0	0	0	0	0	0	0	0	0	0	0	0	0	0	92	
7	Karen Price	2	45	0	47	0	0	0	0	0	0	0	0	0	0	0	0	0	0	92	
9	Lucy Schindler	2	43	45	0	0	0	0	0	0	0	0	0	0	0	0	0	0	0	88	
9	Claire Timms	2	42	0	46	0	0	0	0	0	0	0	0	0	0	0	0	0	0	88	
11	Martina Naismith	2	38	42	0	0	0	0	0	0	0	0	0	0	0	0	0	0	0	80	
11	Elaine Brown	2	37	0	43	0	0	0	0	0	0	0	0	0	0	0	0	0	0	80	
13	Karen Jones	2	0	37	41	0	0	0	0	0	0	0	0	0	0	0	0	0	0	78	
14	Angela Rogowskyj	2	33	38	0	0	0	0	0	0	0	0	0	0	0	0	0	0	0	71	
15	Samantha Tattersall	2	30	36	0	0	0	0	0	0	0	0	0	0	0	0	0	0	0	66	
16	June Allingan	2	29	34	0	0	0	0	0	0	0	0	0	0	0	0	0	0	0	63	
17	Stacey Carr	2	28	34	0	0	0	0	0	0	0	0	0	0	0	0	0	0	0	62	
18	Bryony Rogers	1	0	0	48	0	0	0	0	0	0	0	0	0	0	0	0	0	0	48	
19	Rochelle Reading	1	0	47	0	0	0	0	0	0	0	0	0	0	0	0	0	0	0	47	
20	Kirsty Agnew	1	44	0	0	0	0	0	0	0	0	0	0	0	0	0	0	0	0	44	
20	Jillian Hickson	1	0	44	0	0	0	0	0	0	0	0	0	0	0	0	0	0	0	44	
20	Bryony Jones	1	0	0	44	0	0	0	0	0	0	0	0	0	0	0	0	0	0	44	
23	Nicky Hall	1	0	41	0	0	0	0	0	0	0	0	0	0	0	0	0	0	0	41	
24	Sharon Dracup	1	40	0	0	0	0	0	0	0	0	0	0	0	0	0	0	0	0	40	
25	Lisa Wilson	1	0	39	0	0	0	0	0	0	0	0	0	0	0	0	0	0	0	39	
25	Rachel Chadwick	1	39	0	0	0	0	0	0	0	0	0	0	0	0	0	0	0	0	39	
27	Billie Chamberlain	1	36	0	0	0	0	0	0	0	0	0	0	0	0	0	0	0	0	36	
28	Alison Royle	1	35	0	0	0	0	0	0	0	0	0	0	0	0	0	0	0	0	35	
28	Bernadette Ball	1	0	35																	

30	Joanne Lawton	1	32	0	0	0	0	0	0	0	0	0	0	0	0	0	0	0	0	32
31	Hasna Budsworth	1	31	0	0	0	0	0	0	0	0	0	0	0	0	0	0	0	0	31
32	Anne Marie Lord	0	0	0	0	0	0	0	0	0	0	0	0	0	0	0	0	0	0	0
32	Alison Cresswell	0	0	0	0	0	0	0	0	0	0	0	0	0	0	0	0	0	0	0
32	Amanda Welby	0	0	0	0	0	0	0	0	0	0	0	0	0	0	0	0	0	0	0
32	Dawn Speed	0	0	0	0	0	0	0	0	0	0	0	0	0	0	0	0	0	0	0
32	Diane Johnson	0	0	0	0	0	0	0	0	0	0	0	0	0	0	0	0	0	0	0
32	Elaine Davies	0	0	0	0	0	0	0	0	0	0	0	0	0	0	0	0	0	0	0
32	Gill Bardsley	0	0	0	0	0	0	0	0	0	0	0	0	0	0	0	0	0	0	0
32	Helen Parry	0	0	0	0	0	0	0	0	0	0	0	0	0	0	0	0	0	0	0
32	Janet Jobey	0	0	0	0	0	0	0	0	0	0	0	0	0	0	0	0	0	0	0
32	Janine Albison	0	0	0	0	0	0	0	0	0	0	0	0	0	0	0	0	0	0	0
32	Jenny O'Callaghan	0	0	0	0	0	0	0	0	0	0	0	0	0	0	0	0	0	0	0
32	Judith Bradley	0	0	0	0	0	0	0	0	0	0	0	0	0	0	0	0	0	0	0
32	Karen Rush	0	0	0	0	0	0	0	0	0	0	0	0	0	0	0	0	0	0	0
32	Kay England	0	0	0	0	0	0	0	0	0	0	0	0	0	0	0	0	0	0	0
32	Lisa Southward	0	0	0	0	0	0	0	0	0	0	0	0	0	0	0	0	0	0	0
32	Liz Phillips-Rennie	0	0	0	0	0	0	0	0	0	0	0	0	0	0	0	0	0	0	0
32	Louise Redfearn	0	0	0	0	0	0	0	0	0	0	0	0	0	0	0	0	0	0	0
32	Lynda Brookes	0	0	0	0	0	0	0	0	0	0	0	0	0	0	0	0	0	0	0
32	Michelle Chapman	0	0	0	0	0	0	0	0	0	0	0	0	0	0	0	0	0	0	0
32	Nikki Forster	0	0	0	0	0	0	0	0	0	0	0	0	0	0	0	0	0	0	0
32	Sam Wright	0	0	0	0	0	0	0	0	0	0	0	0	0	0	0	0	0	0	0
32	Sarah Fitton	0	0	0	0	0	0	0	0	0	0	0	0	0	0	0	0	0	0	0
32	Sharon Leach	0	0	0	0	0	0	0	0	0	0	0	0	0	0	0	0	0	0	0
32	Susan Heaney	0	0	0	0	0	0	0	0	0	0	0	0	0	0	0	0	0	0	0
32	Tracey Hall	0	0	0	0	0	0	0	0	0	0	0	0	0	0	0	0	0	0	0

Criteria order for separating runners on equal points are as follows:

- 1 _ Superior head to head record
- 2 _ If head to head record equal, lowest cumulative time in head to head races
- 3 _ Higher points per race average (all races taken into account)
- 4 _ Faster average pace per mile (all races taken into account)



Male over 35's

		<div><div><div></div><div>RRR</div></div><div><div></div><div>ENGLAND ATHLETICS</div></div></div>																			
<u>Male over 35's</u>		No of Races Completed	Hale 10k	Tameside 5K	Wilmslow Half	Great Manchester Run 10K	Track 5K No 1	Norden 6 Mile	Lindley 10K	Royton Trail	Wrexham 10K	Sale Sizzler	Hopwood Trot	Riverside 10 Mile	NWC Road Relays	Track 5K No 2	Knutsford 10K	Oldham Half	Derwentwater 10 Mile	Total (Best 7 Races To Count)	
1	Andrew Ingham	3	22	24	23	0	0	0	0	0	0	0	0	0	0	0	0	0	0	69	
2	Rob James	2	25	0	25	0	0	0	0	0	0	0	0	0	0	0	0	0	0	50	
3	Wesley Henshaw	2	24	0	24	0	0	0	0	0	0	0	0	0	0	0	0	0	0	48	
3	Edward Grimley	2	23	25	0	0	0	0	0	0	0	0	0	0	0	0	0	0	0	48	
5	Adam Stirling	1	21	0	0	0	0	0	0	0	0	0	0	0	0	0	0	0	0	21	
6	Matthew Cartner	1	20	0	0	0	0	0	0	0	0	0	0	0	0	0	0	0	0	20	
7	Mathew Reeves	0	0	0	0	0	0	0	0	0	0	0	0	0	0	0	0	0	0	0	
7	Tony Morris	0	0	0	0	0	0	0	0	0	0	0	0	0	0	0	0	0	0	0	

Criteria order for separating runners on equal points are as follows:

- 1 _ Superior head to head record
- 2 _ If head to head record equal, lowest cumulative time in head to head races
- 3 _ Higher points per race average (all races taken into account)
- 4 _ Faster average pace per mile (all races taken into account)



Male over 40's

		No of Races Completed	Hale 10k	Tameside 5K	Wilmslow Half	Great Manchester Run 10K	Track 5K No 1	Norden 6 Mile	Lindley 10K	Royton Trail	Wrexham 10K	Sale Sizzler	Hopwood Trot	Riverside 10 Mile	NWC Road Relays	Track 5K No 2	Knutsford 10K	Oldham Half	Derwentwater 10 Mile	Total (Best 7 Races To Count)
1	Chris Tattersall	3	25	25	25	0	0	0	0	0	0	0	0	0	0	0	0	0	0	75
2	Brett Spivey	3	24	24	23	0	0	0	0	0	0	0	0	0	0	0	0	0	0	71
3	Adrian Brown	3	23	23	22	0	0	0	0	0	0	0	0	0	0	0	0	0	0	68
4	John Fay	2	0	22	21	0	0	0	0	0	0	0	0	0	0	0	0	0	0	43
5	Martin Thompson	1	0	0	24	0	0	0	0	0	0	0	0	0	0	0	0	0	0	24
6	Gareth McCaffery	0	0	0	0	0	0	0	0	0	0	0	0	0	0	0	0	0	0	0
6	James Moran	0	0	0	0	0	0	0	0	0	0	0	0	0	0	0	0	0	0	0

Criteria order for separating runners on equal points are as follows;

- 1 Superior head to head record
- 2 If head to head record equal, lowest cumulative time in head to head races
- 3 Higher points per race average (all races taken into account)
- 4 Faster average pace per mile (all races taken into account)



Male over 45's

		No of Races Completed	Hale 10k	Tameside 5K	Wilmslow Half	Great Manchester Run	Track 5K No 1	Norden 6 Mile	Lindley 10K	Royton Trail	Wrexham 10K	Sale Sizzler	Hopwood Trot	Riverside 10 Mile	NWC Road Relays	Track 5K No 2	Knutsford 10K	Oldham Half	Derwentwater 10 Mile	Total (Best 7 Races To Count)
1	Dave Bardsley	3	23	25	22	0	0	0	0	0	0	0	0	0	0	0	0	0	0	70
2	Jonathan Green	2	25	0	23	0	0	0	0	0	0	0	0	0	0	0	0	0	0	48
3	James Henderson	1	0	0	25	0	0	0	0	0	0	0	0	0	0	0	0	0	0	25
4	Dave Watt	1	24	0	0	0	0	0	0	0	0	0	0	0	0	0	0	0	0	24
4	William Wall	1	0	0	24	0	0	0	0	0	0	0	0	0	0	0	0	0	0	24
6	Chris Nicholson	0	0	0	0	0	0	0	0	0	0	0	0	0	0	0	0	0	0	0
6	Dan Redfearn	0	0	0	0	0	0	0	0	0	0	0	0	0	0	0	0	0	0	0
6	David Ellis	0	0	0	0	0	0	0	0	0	0	0	0	0	0	0	0	0	0	0
6	James Holdaway	0	0	0	0	0	0	0	0	0	0	0	0	0	0	0	0	0	0	0
6	Lee Higginbottom	0	0	0	0	0	0	0	0	0	0	0	0	0	0	0	0	0	0	0
6	Mark Duncan	0	0	0	0	0	0	0	0	0	0	0	0	0	0	0	0	0	0	0
6	Matt Kershaw	0	0	0	0	0	0	0	0	0	0	0	0	0	0	0	0	0	0	0
6	Paul Timms	0	0	0	0	0	0	0	0	0	0	0	0	0	0	0	0	0	0	0

Criteria order for separating runners on equal points are as follows;

- 1 _ Superior head to head record
- 2 _ If head to head record equal, lowest cumulative time in head to head races
- 3 Higher points per race average (all races taken into account)
- 4 Faster average pace per mile (all races taken into account)



Male over 50's

		No of Races Completed	Hale 10k	Tameside 5K	Wilmslow Half	Great Manchester Run 10K	Track 5K No 1	Norden 6 Mile	Lindley 10K	Royton Trail	Wrexham 10K	Sale Sizzler	Hopwood Trot	Riverside 10 Mile	NWC Road Relays	Track 5K No 2	Knutsford 10K	Oldham Half	Derwentwater 10 Mile	Total (Best 7 Races To Count)
1	Elliot Stone	3	24	24	24	0	0	0	0	0	0	0	0	0	0	0	0	0	0	72
2	Andrew Rogers	2	25	0	25	0	0	0	0	0	0	0	0	0	0	0	0	0	0	50
3	Shane Reading	1	0	25	0	0	0	0	0	0	0	0	0	0	0	0	0	0	0	25
4	Lee Earnshaw	1	23	0	0	0	0	0	0	0	0	0	0	0	0	0	0	0	0	23
4	Andy Hall	1	0	23	0	0	0	0	0	0	0	0	0	0	0	0	0	0	0	23
6	Mark Baxendale	1	22	0	0	0	0	0	0	0	0	0	0	0	0	0	0	0	0	22
7	Mark Foran	1	21	0	0	0	0	0	0	0	0	0	0	0	0	0	0	0	0	21
8	Andrew Naismith	1	20	0	0	0	0	0	0	0	0	0	0	0	0	0	0	0	0	20
9	James Wright	1	19	0	0	0	0	0	0	0	0	0	0	0	0	0	0	0	0	19
10	Owen Flage	1	18	0	0	0	0	0	0	0	0	0	0	0	0	0	0	0	0	18
11	Anthony Rogers	0	0	0	0	0	0	0	0	0	0	0	0	0	0	0	0	0	0	0
11	Carl O'Callaghan	0	0	0	0	0	0	0	0	0	0	0	0	0	0	0	0	0	0	0
11	Chris Lowe	0	0	0	0	0	0	0	0	0	0	0	0	0	0	0	0	0	0	0
11	Colin Green	0	0	0	0	0	0	0	0	0	0	0	0	0	0	0	0	0	0	0
11	Richard Dowd	0	0	0	0	0	0	0	0	0	0	0	0	0	0	0	0	0	0	0
11	Simon Howard	0	0	0	0	0	0	0	0	0	0	0	0	0	0	0	0	0	0	0

Criteria order for separating runners on equal points are as follows:

- 1 Superior head to head record
- 2 If head to head record equal, lowest cumulative time in head to head races
- 3 Higher points per race average (all races taken into account)
- 4 Faster average pace per mile (all races taken into account)



Male over 55's

		No of Races Completed	Hale 10k	Tameside 5K	Wilmslow Half	Great Manchester Run	Track 5K No 1	Norden 6 Mile	Lindley 10K	Royton Trail	Wrexham 10K	Sale Sizzler	Hopwood Trot	Riverside 10 Mile	NWC Road Relays	Track 5K No 2	Knutsford 10K	Oldham Half	Derwentwater 10 Mile	Total (Best 7 Races To Count)
1	Bernard Goodwin	2	0	25	25	0	0	0	0	0	0	0	0	0	0	0	0	0	0	50
2	Dave Peart	2	25	23	0	0	0	0	0	0	0	0	0	0	0	0	0	0	0	48
2	Warren Siddall	2	0	24	24	0	0	0	0	0	0	0	0	0	0	0	0	0	0	48
4	Jason Keast	1	24	0	0	0	0	0	0	0	0	0	0	0	0	0	0	0	0	24
5	Bryan Lawton	0	0	0	0	0	0	0	0	0	0	0	0	0	0	0	0	0	0	0
5	Damien Finn	0	0	0	0	0	0	0	0	0	0	0	0	0	0	0	0	0	0	0
5	Dave Leyland	0	0	0	0	0	0	0	0	0	0	0	0	0	0	0	0	0	0	0
5	Kevin Hutchings	0	0	0	0	0	0	0	0	0	0	0	0	0	0	0	0	0	0	0
5	Mark Phelan	0	0	0	0	0	0	0	0	0	0	0	0	0	0	0	0	0	0	0
5	Paul Cooke	0	0	0	0	0	0	0	0	0	0	0	0	0	0	0	0	0	0	0
5	Ray Williams	0	0	0	0	0	0	0	0	0	0	0	0	0	0	0	0	0	0	0
5	Rob Griffin	0	0	0	0	0	0	0	0	0	0	0	0	0	0	0	0	0	0	0
5	Robert Kellett	0	0	0	0	0	0	0	0	0	0	0	0	0	0	0	0	0	0	0

Criteria order for separating runners on equal points are as follows:

- 1 _ Superior head to head record
- 2 _ If head to head record equal, lowest cumulative time in head to head races
- 3 Higher points per race average (all races taken into account)
- 4 Faster average pace per mile (all races taken into account)



Male over 60's

		No of Races Completed	Hale 10k	Tameside 5K	Wilmslow Half	Great Manchester Run 10K	Track 5K No 1	Norden 6 Mile	Lindley 10K	Royton Trail	Wrexham 10K	Sale Sizzler	Hopwood Trot	Riverside 10 Mile	NWC Road Relays	Track 5K No 2	Knutsford 10K	Oldham Half	Derwentwater 10 Mile	Total (Best 7 Races To Count)
1	Neil Brock	2	25	0	25	0	0	0	0	0	0	0	0	0	0	0	0	0	0	50
2	Gary Smith	2	0	25	24	0	0	0	0	0	0	0	0	0	0	0	0	0	0	49
3	Stephen Rogowskyj	2	24	24	0	0	0	0	0	0	0	0	0	0	0	0	0	0	0	48
4	David Emanuel	0	0	0	0	0	0	0	0	0	0	0	0	0	0	0	0	0	0	0
4	Eamonn Nolan	0	0	0	0	0	0	0	0	0	0	0	0	0	0	0	0	0	0	0

Criteria order for separating runners on equal points are as follows:

- 1 Superior head to head record
- 2 If head to head record equal, lowest cumulative time in head to head races
- 3 Higher points per race average (all races taken into account)
- 4 Faster average pace per mile (all races taken into account)



Male over 65's



		No of Races Completed	Hale 10k	Tameside 5K	Wilmslow Half	Great Manchester Run 10K	Track 5K No 1	Norden 6 Mile	Lindley 10K	Royton Trail	Wrexham 10K	Sale Sizzler	Hopwood Trot	Riverside 10 Mile	NWC Road Relays	Track 5K No 2	Knutsford 10K	Oldham Half	Derwentwater 10 Mile	Total (Best 7 Races To Count)
1	Bernard Cassidy	2	25	24	0	0	0	0	0	0	0	0	0	0	0	0	0	0	0	49
2	Barry Greaves	1	0	25	0	0	0	0	0	0	0	0	0	0	0	0	0	0	0	25
3	Ian Floyd	0	0	0	0	0	0	0	0	0	0	0	0	0	0	0	0	0	0	0
3	Steve Goddard	0	0	0	0	0	0	0	0	0	0	0	0	0	0	0	0	0	0	0
3	Mark Heaney	0	0	0	0	0	0	0	0	0	0	0	0	0	0	0	0	0	0	0

Criteria order for separating runners on equal points are as follows:

- 1 Superior head to head record
- 2 If head to head record equal, lowest cumulative time in head to head races
- 3 Higher points per race average (all races taken into account)
- 4 Faster average pace per mile (all races taken into account)



Male over 70's

		 																			
		<u>Male over 70's</u>																			
		No of Races Completed																			
		Hale 10k	Tameside 5K	Wilmslow Half	Great Manchester Run 10K	Track 5K No 1	Norden 6 Mile	Lindley 10K	Royton Trail	Wrexham 10K	Sale Sizzler	Hopwood Trot	Riverside 10 Mile	NWC Road Relays	Track 5K No 2	Knutsford 10K	Oldham Half	Derwentwater 10 Mile	Total (Best 7 Races To Count)		
1	Howard Mills	2	25	0	25	0	0	0	0	0	0	0	0	0	0	0	0	0	50		
2	Ronnie Quinn	2	24	25	0	0	0	0	0	0	0	0	0	0	0	0	0	0	49		
3	Chris Eavers	0	0	0	0	0	0	0	0	0	0	0	0	0	0	0	0	0	0		
3	Tony Kane	0	0	0	0	0	0	0	0	0	0	0	0	0	0	0	0	0	0		

Criteria order for separating runners on equal points are as follows:

- 1 _ Superior head to head record
- 2 _ If head to head record equal, lowest cumulative time in head to head races
- 3 _ Higher points per race average (all races taken into account)
- 4 _ Faster average pace per mile (all races taken into account)



Male over 75's

		No of Races Completed	Hale 10k	Tameside 5K	Wilmslow Half	Great Manchester Run 10K	Track 5K No 1	Norden 6 Mile	Lindley 10K	Royton Trail	Wrexham 10K	Sale Sizzler	Hopwood Trot	Riverside 10 Mile	NWC Road Relays	Track 5K No 2	Knutsford 10K	Oldham Half	Derwentwater 10 Mile	Total (Best 7 Races To Count)
1	Peter Boulton	0	0	0	0	0	0	0	0	0	0	0	0	0	0	0	0	0	0	0

Criteria order for separating runners on equal points are as follows:

- 1 Superior head to head record
- 2 If head to head record equal, lowest cumulative time in head to head races
- 3 Higher points per race average (all races taken into account)
- 4 Faster average pace per mile (all races taken into account)



Male over 80's

		No of Races Completed	Hale 10k	Tameside 5K	Wilmslow Half	Great Manchester Run 10K	Track 5K No 1	Norden 6 Mile	Lindley 10K	Royton Trail	Wrexham 10K	Sale Sizzler	Hopwood Trot	Riverside 10 Mile	NWC Road Relays	Track 5K No 2	Knutsford 10K	Oldham Half	Derwentwater 10 Mile	Total (Best 7 Races To Count)
1	David Phillips	0	0	0	0	0	0	0	0	0	0	0	0	0	0	0	0	0	0	0

Criteria order for separating runners on equal points are as follows:

- 1 _ Superior head to head record
- 2 _ If head to head record equal, lowest cumulative time in head to head races
- 3 _ Higher points per race average (all races taken into account)
- 4 _ Faster average pace per mile (all races taken into account)



Female over 35's

		<div><div><div>RRR</div></div><div><div><div></div><div>ENGLAND ATHLETICS</div></div></div></div>																			
<u>Female over 35's</u>		No of Races Completed	Hale 10k	Tameside 5K	Wilmslow Half	Great Manchester Run 10K	Track 5K No 1	Norden 6 Mile	Lindley 10K	Royton Trail	Wrexham 10K	Sale Sizzler	Hopwood Trot	Riverside 10 Mile	NWC Road Relays	Track 5K No 2	Knutsford 10K	Oldham Half	Derwentwater 10 Mile	Total (Best 7 Races To Count)	
1	Trish Callan	2	25	25	0	0	0	0	0	0	0	0	0	0	0	0	0	0	0	50	
2	Samantha Tattersall	2	23	23	0	0	0	0	0	0	0	0	0	0	0	0	0	0	0	46	
3	Stacey Carr	2	22	22	0	0	0	0	0	0	0	0	0	0	0	0	0	0	0	44	
4	Lisa Wilson	1	0	24	0	0	0	0	0	0	0	0	0	0	0	0	0	0	0	24	
4	Billie Chamberlain	1	24	0	0	0	0	0	0	0	0	0	0	0	0	0	0	0	0	24	
6	Elaine Davies	0	0	0	0	0	0	0	0	0	0	0	0	0	0	0	0	0	0	0	

Criteria order for separating runners on equal points are as follows:

- 1 Superior head to head record
- 2 If head to head record equal, lowest cumulative time in head to head races
- 3 Higher points per race average (all races taken into account)
- 4 Faster average pace per mile (all races taken into account)



Female over 40's

		<div><div><div>RRR</div></div><div><div><div></div><div>ENGLAND ATHLETICS</div></div></div></div>																			
		Female over 40's																			
		No of Races Completed	Hale 10k	Tameside 5K	Wilmslow Half	Great Manchester Run 10K	Track 5K No 1	Norden 6 Mile	Lindley 10K	Royton Trail	Wrexham 10K	Sale Sizzler	Hopwood Trot	Riverside 10 Mile	NWC Road Relays	Track 5K No 2	Knutsford 10K	Oldham Half	Derwentwater 10 Mile	Total (Best 7 Races To Count)	
1	Natali Brown	3	22	24	25	0	0	0	0	0	0	0	0	0	0	0	0	0	0	71	
2	Sarah Tomassi	2	25	25	0	0	0	0	0	0	0	0	0	0	0	0	0	0	0	50	
3	Kirsty Agnew	1	24	0	0	0	0	0	0	0	0	0	0	0	0	0	0	0	0	24	
4	Rachel Chadwick	1	23	0	0	0	0	0	0	0	0	0	0	0	0	0	0	0	0	23	
5	Hasna Budsworth	1	21	0	0	0	0	0	0	0	0	0	0	0	0	0	0	0	0	21	
6	Michelle Chapman	0	0	0	0	0	0	0	0	0	0	0	0	0	0	0	0	0	0	0	

Criteria order for separating runners on equal points are as follows:

- 1 Superior head to head record
- 2 If head to head record equal, lowest cumulative time in head to head races
- 3 Higher points per race average (all races taken into account)
- 4 Faster average pace per mile (all races taken into account)



Female over 45's



		<div><div><div>RRR</div></div><div><div>ENGLAND</div><div>ATHLETICS</div></div></div>																			
		Female over 45's																			
		No of Races Completed	Hale 10k	Tameside 5K	Wilmslow Half	Great Manchester Run 10K	Track 5K No 1	Norden 6 Mile	Lindley 10K	Royton Trail	Wrexham 10K	Sale Sizzler	Hopwood Trot	Riverside 10 Mile	NWC Road Relays	Track 5K No 2	Knutsford 10K	Oldham Half	Derwentwater 10 Mile	Total (Best 7 Races To Count)	
1	Karen Price	2	25	0	25	0	0	0	0	0	0	0	0	0	0	0	0	0	0	50	
2	Claire Timms	2	24	0	24	0	0	0	0	0	0	0	0	0	0	0	0	0	0	48	
3	Karen Jones	2	0	24	23	0	0	0	0	0	0	0	0	0	0	0	0	0	0	47	
4	Jillian Hickson	1	0	25	0	0	0	0	0	0	0	0	0	0	0	0	0	0	0	25	
5	Helen Parry	0	0	0	0	0	0	0	0	0	0	0	0	0	0	0	0	0	0	0	
5	Jenny O'Callaghan	0	0	0	0	0	0	0	0	0	0	0	0	0	0	0	0	0	0	0	
5	Kay England	0	0	0	0	0	0	0	0	0	0	0	0	0	0	0	0	0	0	0	
5	Liz Phillips-Rennie	0	0	0	0	0	0	0	0	0	0	0	0	0	0	0	0	0	0	0	

Criteria order for separating runners on equal points are as follows:

- 1 _ Superior head to head record
- 2 _ If head to head record equal, lowest cumulative time in head to head races
- 3 _ Higher points per race average (all races taken into account)
- 4 _ Faster average pace per mile (all races taken into account)



Female over 50's

		 																			
		<u>Female over 50's</u>																			
		No of Races Completed																			
		Hale 10k	Tameside 5K	Wilmslow Half	Great Manchester Run 10K	Track 5K No 1	Norden 6 Mile	Lindley 10K	Royton Trail	Wrexham 10K	Sale Sizzler	Hopwood Trot	Riverside 10 Mile	NWC Road Relays	Track 5K No 2	Knutsford 10K	Oldham Half	Derwentwater 10 Mile	Total (Best 7 Races To Count)		
1	Suzanne Darke	2	25	24	0	0	0	0	0	0	0	0	0	0	0	0	0	0	49		
2	Martina Naismith	2	24	23	0	0	0	0	0	0	0	0	0	0	0	0	0	0	47		
3	Rochelle Reading	1	0	25	0	0	0	0	0	0	0	0	0	0	0	0	0	0	25		
4	Alison Royle	1	23	0	0	0	0	0	0	0	0	0	0	0	0	0	0	0	23		
5	Nicky Hall	1	0	22	0	0	0	0	0	0	0	0	0	0	0	0	0	0	22		
6	Dawn Speed	0	0	0	0	0	0	0	0	0	0	0	0	0	0	0	0	0	0		
6	Janet Jobey	0	0	0	0	0	0	0	0	0	0	0	0	0	0	0	0	0	0		
6	Karen Rush	0	0	0	0	0	0	0	0	0	0	0	0	0	0	0	0	0	0		
6	Louise Redfearn	0	0	0	0	0	0	0	0	0	0	0	0	0	0	0	0	0	0		
6	Nikki Forster	0	0	0	0	0	0	0	0	0	0	0	0	0	0	0	0	0	0		
6	Sam Wright	0	0	0	0	0	0	0	0	0	0	0	0	0	0	0	0	0	0		
6	Sharon Leach	0	0	0	0	0	0	0	0	0	0	0	0	0	0	0	0	0	0		
6	Tracey Hall	0	0	0	0	0	0	0	0	0	0	0	0	0	0	0	0	0	0		

Criteria order for separating runners on equal points are as follows;

- 1 _ Superior head to head record
- 2 _ If head to head record equal, lowest cumulative time in head to head races
- 3 _ Higher points per race average (all races taken into account)
- 4 _ Faster average pace per mile (all races taken into account)



Female over 55's



		No of Races Completed	Hale 10k	Tameside 5K	Wilmslow Half	Great Manchester Run	Track 5K No 1	Norden 6 Mile	Lindley 10K	Royton Trail	Wrexham 10K	Sale Sizzler	Hopwood Trot	Riverside 10 Mile	NWC Road Relays	Track 5K No 2	Knutsford 10K	Oldham Half	Derwentwater 10 Mile	Total (Best 7 Races To Count)
1	Amanda Richardson	3	25	25	25	0	0	0	0	0	0	0	0	0	0	0	0	0	0	75
2	Angela Rogowskyj	2	24	24	0	0	0	0	0	0	0	0	0	0	0	0	0	0	0	48
3	Joanne Lawton	1	23	0	0	0	0	0	0	0	0	0	0	0	0	0	0	0	0	23
4	Anne Marie Lord	0	0	0	0	0	0	0	0	0	0	0	0	0	0	0	0	0	0	0
4	Amanda Welby	0	0	0	0	0	0	0	0	0	0	0	0	0	0	0	0	0	0	0
4	Gill Bardsley	0	0	0	0	0	0	0	0	0	0	0	0	0	0	0	0	0	0	0
4	Janine Albison	0	0	0	0	0	0	0	0	0	0	0	0	0	0	0	0	0	0	0
4	Judith Bradley	0	0	0	0	0	0	0	0	0	0	0	0	0	0	0	0	0	0	0
4	Lisa Southward	0	0	0	0	0	0	0	0	0	0	0	0	0	0	0	0	0	0	0
4	Lynda Brookes	0	0	0	0	0	0	0	0	0	0	0	0	0	0	0	0	0	0	0

Criteria order for separating runners on equal points are as follows:

- 1 _ Superior head to head record
- 2 _ If head to head record equal, lowest cumulative time in head to head races
- 3 _ Higher points per race average (all races taken into account)
- 4 _ Faster average pace per mile (all races taken into account)



Female over 60's

		<div>   </div>																			
Female over 60's		No of Races Completed	Hale 10k	Tameside 5K	Wilmslow Half	Great Manchester Run 10K	Track 5K No 1	Norden 6 Mile	Lindley 10K	Royton Trail	Wrexham 10K	Sale Sizzler	Hopwood Trot	Riverside 10 Mile	NWC Road Relays	Track 5K No 2	Knutsford 10K	Oldham Half	Derwentwater 10 Mile	Total (Best 7 Races To Count)	
1	Gail Shaw	2	25	0	25	0	0	0	0	0	0	0	0	0	0	0	0	0	0	50	
2	Elaine Brown	2	23	0	24	0	0	0	0	0	0	0	0	0	0	0	0	0	0	47	
3	Sharon Dracup	1	24	0	0	0	0	0	0	0	0	0	0	0	0	0	0	0	0	24	
4	Alison Cresswell	0	0	0	0	0	0	0	0	0	0	0	0	0	0	0	0	0	0	0	
4	Susan Heaney	0	0	0	0	0	0	0	0	0	0	0	0	0	0	0	0	0	0	0	

- Criteria order for separating runners on equal points are as follows:
- 1 Superior head to head record
 - 2 If head to head record equal, lowest cumulative time in head to head races
 - 3 Higher points per race average (all races taken into account)
 - 4 Faster average pace per mile (all races taken into account)



Female over 65's

		No of Races Completed	Hale 10k	Tameside 5K	Wilmslow Half	Great Manchester Run 10K	Track 5K No 1	Norden 6 Mile	Lindley 10K	Royton Trail	Wrexham 10K	Sale Sizzler	Hopwood Trot	Riverside 10 Mile	NWC Road Relays	Track 5K No 2	Knutsford 10K	Oldham Half	Derwentwater 10 Mile	Total (Best 7 Races To Count)
1	Diane Johnson	0	0	0	0	0	0	0	0	0	0	0	0	0	0	0	0	0	0	0

Criteria order for separating runners on equal points are as follows:

- 1 _ Superior head to head record
- 2 _ If head to head record equal, lowest cumulative time in head to head races
- 3 _ Higher points per race average (all races taken into account)
- 4 _ Faster average pace per mile (all races taken into account)



Female over 70's

		<div><div><div>RRR</div></div><div><div><div></div><div>ENGLAND ATHLETICS</div></div></div></div>																			
		No of Races Completed																			
Female over 70's		Hale 10k	Tameside 5K	Wilmslow Half	Great Manchester Run 10K	Track 5K No 1	Norden 6 Mile	Lindley 10K	Royton Trail	Wrexham 10K	Sale Sizzler	Hopwood Trot	Riverside 10 Mile	NWC Road Relays	Track 5K No 2	Knutsford 10K	Oldham Half	Derwentwater 10 Mile	Total (Best 7 Races To Count)		
1	Bernadette Ball	1	0	25	0	0	0	0	0	0	0	0	0	0	0	0	0	0	25		
2		0	0	0	0	0	0	0	0	0	0	0	0	0	0	0	0	0	0		

Criteria order for separating runners on equal points are as follows;

- 1 Superior head to head record
- 2 If head to head record equal, lowest cumulative time in head to head races
- 3 Higher points per race average (all races taken into account)
- 4 Faster average pace per mile (all races taken into account)



Female over 80's

		No of Races Completed	Hale 10k	Tameside 5K	Wilmslow Half	Great Manchester Run 10K	Track 5K No 1	Norden 6 Mile	Lindley 10K	Royton Trail	Wrexham 10K	Sale Sizzler	Hopwood Trot	Riverside 10 Mile	NWC Road Relays	Track 5K No 2	Knutsford 10K	Oldham Half	Derwentwater 10 Mile	Total (Best 7 Races To Count)
1	June Allingan	2	25	25	0	0	0	0	0	0	0	0	0	0	0	0	0	0	0	50
2		0	0	0	0	0	0	0	0	0	0	0	0	0	0	0	0	0	0	0

Criteria order for separating runners on equal points are as follows;

- 1 _ Superior head to head record
- 2 _ If head to head record equal, lowest cumulative time in head to head races
- 3 Higher points per race average (all races taken into account)
- 4 Faster average pace per mile (all races taken into account)